



# NATIONAL LEVEL WASH STATUS REPORT

## MAP AND DEMOGRAPHICS



**29,651,054**  
 POPULATION

**6,666,937**  
 HOUSEHOLD

**52.1%**  
 FEMALE

**47.9%**  
 MALE

**9.6%**  
 AGED BELOW 5 YEARS



**95 %**  
 POPULATION HAVE  
 ACCESS TO WATER  
 SUPPLY SYSTEM

**51.69%**

POPULATION SERVED  
 BY PIPED WATER  
 SYSTEM



**98.9%**

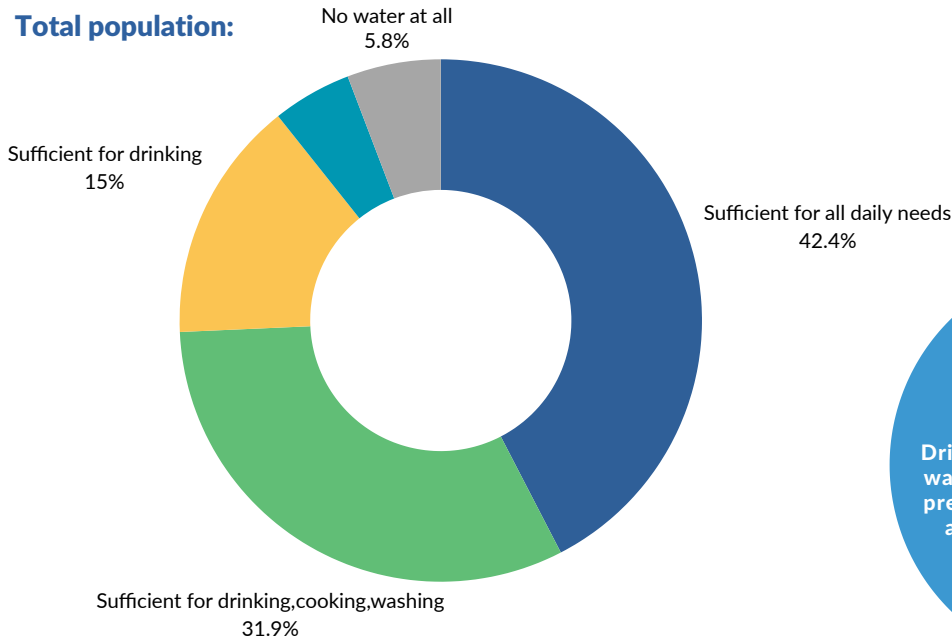
POPULATION HAVE ACCESS  
 TO SANITATION FACILITY



# WATER SUPPLY



In 24.12% of Total population:



## NO SERVICE

Drinking water collected directly from a river, dam, lake, pond, stream, canal or irrigation channel

## SAFELY MANAGED

Drinking water from an improved water source which is located on premises, available when needed and free of fecal and priority chemical contamination

## BASIC

Drinking water from an improved source provided collection time is not more than 30 minutes for a round-trip including queuing

## UNIMPROVED

Drinking water from an unprotected dug well or unprotected spring


## LIMITED

Drinking water from an improved source where collection time exceeds over 30 minutes for a round-trip to collect water, including queuing



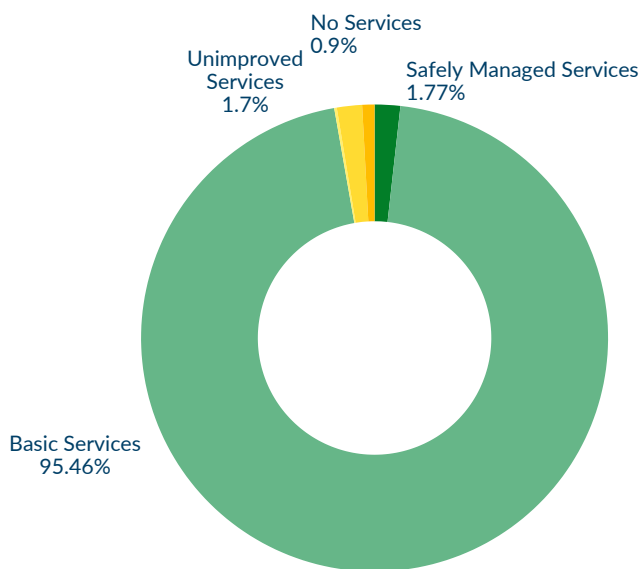
Out of 24.12% of surveyed population only 6.48% have access to appropriate water treatment facility.

Out of 24.12% of total surveyed population 15.10 % have Tap connection in premises.



-Data source: NWASH

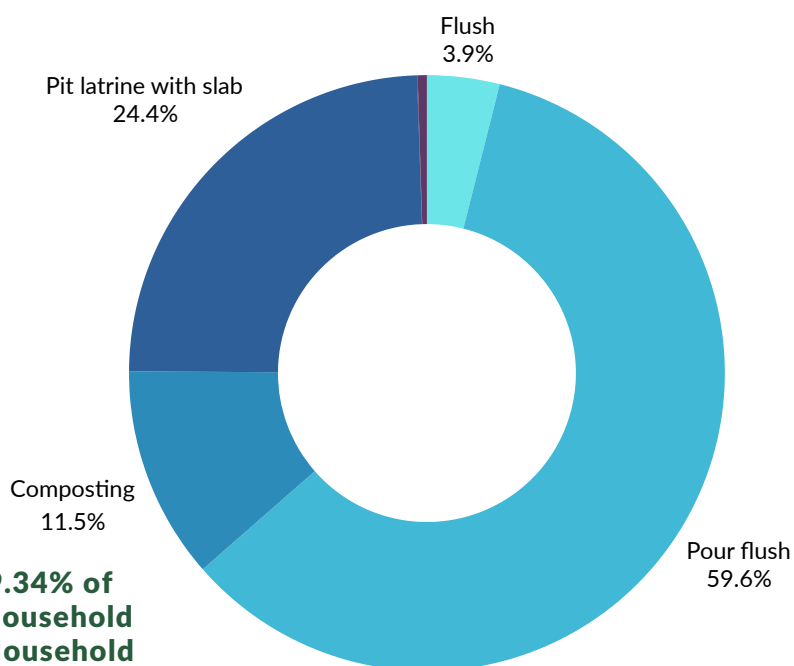
# SANITATION



**95.46%**  
of total surveyed population have **Basic Sanitation Facility**

Safely Managed	Basic	Limited	Unimproved	No Service
Use of improved facilities which are not shared with other households and where excreta are safely disposed in situ or transported and treated off-site	Use of improved facilities which are not shared with other households	Use of improved facilities shared between two or more households	Use of pit latrines without a slab or platform, hanging latrines or bucket latrines	Disposal of human faeces in fields, forests, bushes, open bodies of water, beaches and other open spaces or with solid waste

Among 19.34% of total surveyed household 78.32% have private toilet



Out of 19.34% of surveyed household 59.6% of Household have access to Pour Flush.

-Data source: NWASH

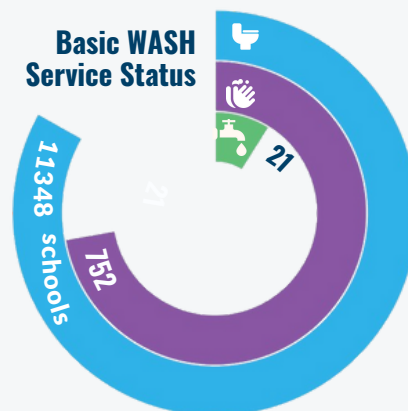
# WASH IN SCHOOL



**22,496**  
schools

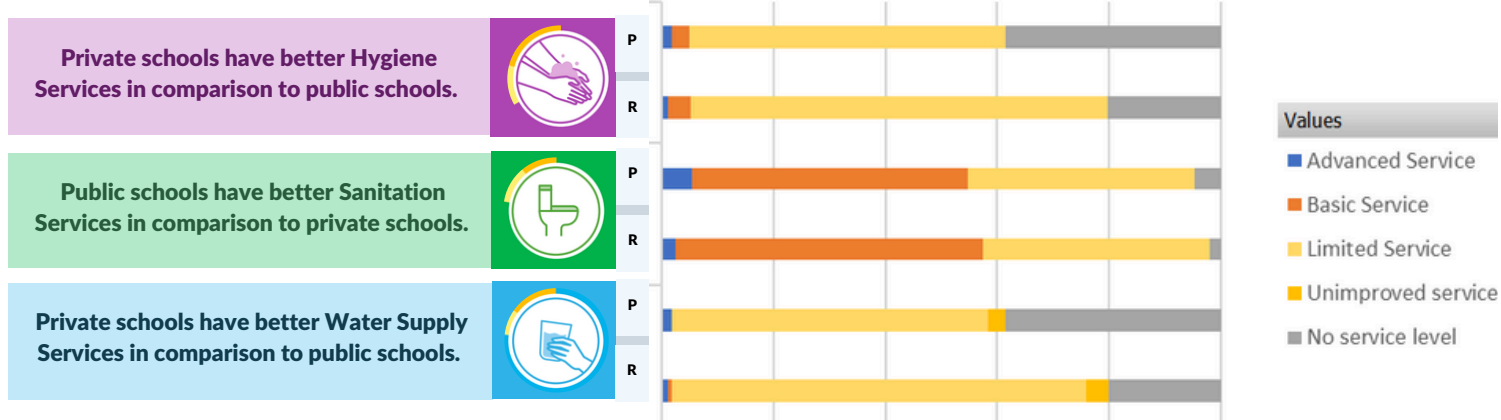
**4577** public schools

**17919** private schools



## WASH Service in School

**P** Public School **R** Private School



-Data source: NWASH

	Drinking Water	Sanitation	Hygiene
Advanced	Water is available when needed, accessible to all, and free from fecal and priority chemical contamination	Facilities are accessible to all, of sufficient quantity, inspected for cleanliness & appropriate facilities for menstrual hygiene management are provided	Handwashing facilities available and accessible to all; menstrual hygiene education and products available
Basic	Drinking water from an improved source is available at the school	Improved facilities, which are single sex and usable are available at the school	Handwashing facilities, which have water and soap available
Limited	Improved source (piped water, protected well/spring, rainwater, bottled water), but water not available at time of survey	Improved facilities (flush/pour flush, pit latrine with slab, composting toilet), but not sex-separated or not usable	Handwashing facilities with water, but no soap
No Service	No water source or unimproved source (unprotected well/spring, tanker-truck surface water source)	No toilets or latrines, or unimproved facilities (pit latrines without a slab or platform, hanging latrines, bucket latrines)	No handwashing facilities at the school or handwashing facilities with no water

-Source: Joint Monitoring Programme (JMP)

# WASH IN HEALTH CARE FACILITY

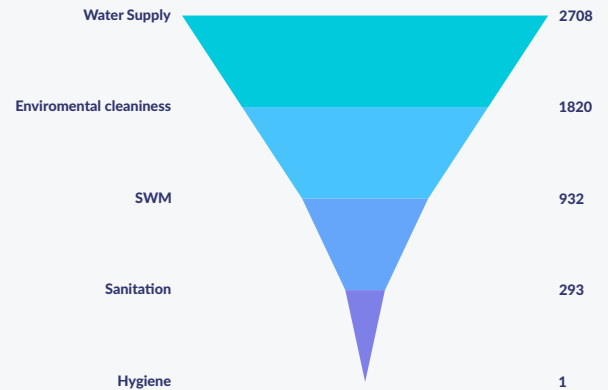


**5891**  
Health Care Facility

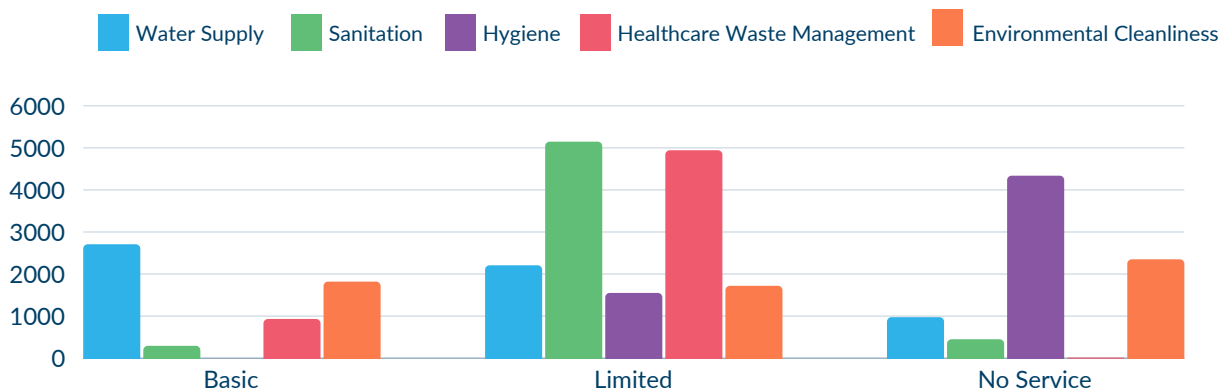
**5375** Government

**516** Private

## Basic WASH Service



Out of 5891 Health Care Facilities, most of them have Limited WASH Services.



-Data source: NWASH

	Water Supply	Sanitation	Hygiene	Healthcare Waste Management
Basic Service	Water is available from an improved source on the premises	Improved sanitation facilities are usable with at least one toilet dedicated for staff, at least one sex-separated toilet with menstrual hygiene facilities, and at least one toilet accessible for people with limited mobility	Functional hand hygiene facilities (with water and soap and/or alcohol-based hand rub) are available at points of care, and within 5 meters of toilets	Waste is safely segregated into at least four bins, and sharps and infectious waste are treated and disposed of safely
Limited	An improved water source is within 500 meters of the premises, but not all requirements for basic service are met	At least one improved sanitation facility, but not all requirements for basic service are met	Functional hand hygiene facilities are available at either points of care or toilets, but not both	There is limited separation and/or treatment and disposal of sharps and infectious waste, but not all requirements for basic service are met
No Service	Water is taken from unprotected dug wells or springs, or surface water sources; or an improved source that is more than 500 meters from the facility; or the facility has no water source	Toilet facilities are unimproved (pit latrines without a slab or platform, hanging latrines and bucket latrines), or there are no toilets or latrines at the facility	No functional hand hygiene facilities are available at either points of care or toilets	There are no separate bins for sharps or infectious waste, and sharps and/or infectious waste are not treated/disposed of safely

-Source: Joint Monitoring Programme (JMP)

## PUBLIC TOILET

 **1843**  
PUBLIC  
TOILETS



 **2517**  
PLANNED FOR  
CONSTRUCTION

**1014/1843**



Public toilets  
have adequate water  
available

**1016/1843**



Public toilets have  
handwashing  
facilities

**291/1843**

Public toilets have at least  
one cabin with provision  
for people having limited  
mobility



**433/1843**



Public toilets have at least  
one cabin with provision  
for children

-Data source: NWASH

## POLICY AND INSTITUTIONAL ARRANGEMENTS



**80/753**

Municipal WASH Act endorsed.

**227/753**

Municipal WASH Plan developed & implementation work initiated.



**178/753**

WASH Unit established




**237/753**

Municipalities With WASH Focal Person appointed

**181/753**

WASH Focal Person trained to access NWASH



-Data source: NWASH

This WASH Status Report was jointly prepared through the collaborative efforts of the Department of Water Supply and Sewerage Management (DWSSM), Ministry of Water Supply and UNICEF.

For more information and insights, please visit:  
<https://nwash.gov.np/>



SCAN ME